




# NPV110-9-565BN

- **110 CELL**  
Mono TOPCON Module
- **1500VDC**  
Maximum System Voltage
- **555-575Wp**  
Power Output Range
- **22.0%**  
Maximum Efficiency



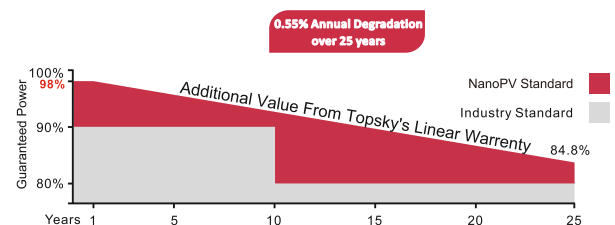
## KEY SALIENT FEATURES

-  Global, bankable brand, with independently certified state-of-the-art automated manufacturing
-  Industry leading lowest thermal co-efficient of power
-  Industry leading 12 years product warranty
-  Excellent low irradiance performance
-  Excellent PID resistance
-  Positive power tolerance of 0~+3%
-  Dual stage 100% EL Inspection warranting defect-free product
-  Module Imp binning radically reduces string mismatch losses
-  Excellent wind load 2400Pa & snow load 5400Pa under certain installation method
-  Comprehensive product and system certification
  - ◆ IEC61215:2016; IEC61730-1/-2:2016;
  - ◆ ISO 9001:2015 Quality Management System
  - ◆ ISO 14001:2015 Environmental Management System
  - ◆ ISO 45001:2018 Occupational Health and Safety Management System

## HIGH PERFORMANCE N-TYPE TOPCON MONOCRYSTALLINE MODULE

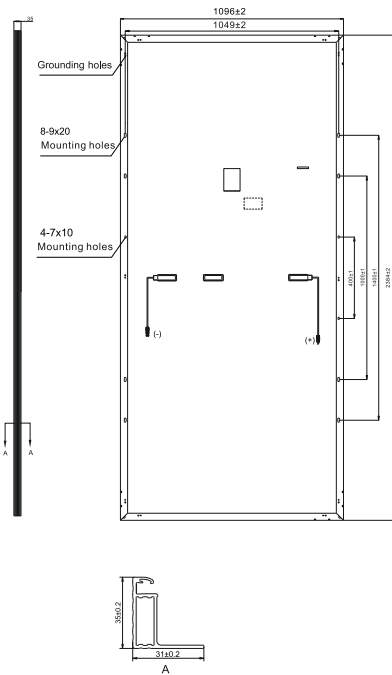
## LINEAR PERFORMANCE WARRANTY

12 year Product Warranty / 25 year Linear Power Warranty



★ Please check the valid version of Limited Product Warranty which is officially released by NanoPV

## Dimensions of PV Module Unit: mm



## ELECTRICAL DATA (STC)

Model Number	NPV110-9-555BN	NPV110-9-560BN	NPV110-9-565BN	NPV110-9-570BN	NPV110-9-575BN
Rated Power in Watts-Pmax(Wp)	555	560	565	570	575
Open Circuit Voltage-Voc(V)	39.47	39.63	39.78	39.94	40.10
Short Circuit Current-Isc(A)	17.98	18.03	18.07	18.11	18.16
Maximum Power Voltage-Vmpp(V)	32.95	33.10	33.25	33.40	33.55
Maximum Power Current-Impp(A)	16.84	16.93	16.99	17.08	17.14
Module Efficiency (%) ★	21.2	21.4	21.6	21.8	22.0

STC: Irradiance 1000 W/m<sup>2</sup>, Cell Temperature 25°C, Air Mass AM1.5 according to EN 60904-3.

★ Module Efficiency (%): Round-off to the nearest number

## ELECTRICAL DATA (NMOT)

Model Number	NPV110-9-555BN	NPV110-9-560BN	NPV110-9-565BN	NPV110-9-570BN	NPV110-9-575BN
Rated Power in Watts-Pmax(Wp)	420.1	424.2	427.7	431.9	435.3
Open Circuit Voltage-Voc(V)	36.71	36.86	37.00	37.15	37.30
Short Circuit Current-Isc(A)	14.75	14.79	14.82	14.85	14.89
Maximum Power Voltage-Vmpp(V)	30.58	30.72	30.86	30.99	31.13
Maximum Power Current-Impp(A)	13.74	13.81	13.86	13.93	13.98

NMOT: Irradiance at 800 W/m<sup>2</sup>, Ambient Temperature 20°C, Wind Speed 1 m/s.

## MECHANICAL DATA

Solar cells	Monocrystalline
Cell configuration	110 cells (5×11+5×11)
Module dimensions	2384×1096×35mm
Weight	29kg
Superstrate	High Transmission, Low Iron, Tempered ARC Glass
Substrate	White Back-sheet
Frame	Anodized Aluminium Alloy, Silver Color
J-Box	Potted, IP68, 1500VDC, 3 Schottky bypass diodes
Cables	4.0mm <sup>2</sup> , Positive(+)350mm, Negative(-)230mm (Connector Included)
Connector	IP68

## TEMPERATURE & MAXIMUM RATINGS

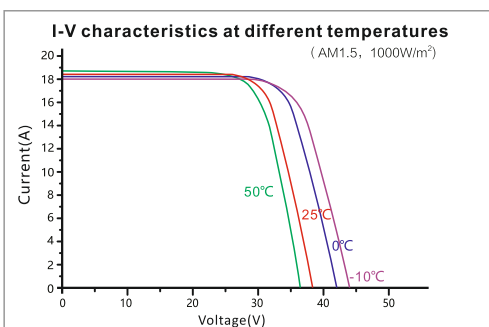
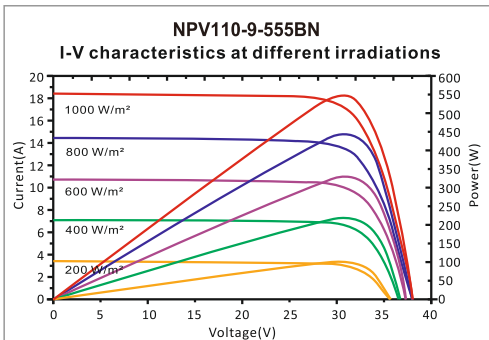
Nominal Module Operating Temperature (NMOT)	44°C±2°C
Temperature Coefficient of Voc	-0.25%/°C
Temperature Coefficient of Isc	0.04%/°C
Temperature Coefficient of Pmax	-0.34%/°C
Operational Temperature	-40°C~+85°C
Maximum System Voltage	1500VDC
Max Series Fuse Rating	30A
Limiting Reverse Current	30A

## PACKAGING CONFIGURATION

	40ft(HQ)	20ft
Number of modules per container	620	124
Number of modules per pallet	31	31
Number of pallets per container	20	4
Packaging box dimensions (LxWxH) in mm	2395×1120×1235	2395×1120×1235
Box gross weight[kg]	945	945

CAUTION: READ SAFETY AND INSTALLATION INSTRUCTIONS BEFORE USING THE PRODUCT.

©2023 NanoPV Solar. All rights reserved. Contents included in this datasheet are subject to change without notice. No special undertaking or warranty for the suitability of special purpose or being installed in extraordinary surroundings is granted unless as otherwise specifically committed by manufacturer in contract document.



### Contact US:

**NanoPV Solar Inc.,**  
103 Carnegie Center Dr.,  
Princeton,  
New Jersey - 08540,  
USA.

**Email:** info@nano-pv.com

**Website:** www.nano-pv.com